

**KHSAA TITLE IX
ANNUAL REPORT SUBMISSION
STATUS REPORT
2008-2009**

KHSAA
Form T65
Revised 4/09

TO: KHSAA Member School Superintendents, Principals, and Athletic Directors

FROM: Brigid L. DeVries, Commissioner
Darren Bilberry, Assistant Commissioner

DATE: 4/23/2009

School	Conner High School	Reviewed by	Jenny McCarty
--------	--------------------	-------------	---------------

The following is a status report regarding the required 2008 - 2009 Title IX Annual Report submission of forms due into the KHSAA office by April 15, 2009. Appropriate KHSAA Audit Team personnel have reviewed these forms and the following is a summary of this review.

I. Checklist of Forms properly submitted in a satisfactory manner:

X	GE 19 (Annual Verification)	X	T-35 (Budget Expenses)
X	T-1 (Summary Program Chart 1)	X	T-36 (Budget Expenses)
X	T-2 (Summary Program Chart 2)	X	T-41 (Checklist – Overall Interscholastic Program)
X	T-3 (Summary Program Chart 3)	X	T-60 (Corrective Action Plan)
x	T-4 (Summary Program Chart 4)	X	T-63 (Interscholastic Survey Results)

II. Status

A.	X	2008 – 2009 Forms are satisfactory and no further information or action is necessary at this time.
B.		Errors have been noted with respect to the following forms:
C.		The following forms were omitted and must be submitted by school representatives:
D.	X	<p>According to the 2008-2009 data, the school appears to be meeting the standards established in:</p> <p><input type="checkbox"/> Test 1 (Athletic participation is proportionate to enrollment)</p> <p><input type="checkbox"/> Test 2 (History and continuing practice of program expansion)</p> <p><input checked="" type="checkbox"/> Test 3 (Full and effective accommodation of interests and abilities)</p>
E.	X	<p>Other Recommendation and Comments:</p> <ul style="list-style-type: none"> • Two forms were submitted that are only for on-site school audits that are used for our re-visit program. These have been removed from your report and should be removed from the school original copy • The student interest survey did not have to be done this year; however, your results were evaluated, and it does not appear that you have any change in your athletic interests from the prior year. • There are no travel expenditures reported for girls' and boys' soccer teams, boys and girls' golf teams and boys and girls' tennis teams. If your school does not have travel guidelines that ensure equity in this benefit area it should be an item for corrective action for next year.



KENTUCKY HIGH SCHOOL ATHLETIC ASSOCIATION
2008-2009 ANNUAL VERIFICATION OF TITLE IX PROCEDURES

KHSAA Form GE19
 F:Forms/GE19
 Rev.12/08

(To be submitted by April 15, 2009 along with other required forms)

APR - 6 2009

The CONNER High School, HEBRON, Kentucky
 (Name of High School) (City)

certifies to the Kentucky High School Athletic Association that the following is an accurate and true representation of the facts surrounding compliance with 20 U.S.C. Sections 1681-1688, et. Seq. (also known as Title IX)

I certify the following provisions in accordance with records at the school contained in the permanent Title IX file, at least one copy of which must be maintained in the Principal's office, and to the best of my knowledge have completed the following tasks.

Established a gender equity committee at the high school. (List committee personnel and provide attachment if necessary)

Name	Address	Phone	Title
(Supt., Principal, Student, Parent, Coach, Etc.)			
SARAH OSUNA	2639 GRANITE PASS, BURL	586-9082	STUDENT
KELSEY STELLMAN	2009 WESTBOROUGH, HEBRON	534-5740	STUDENT
MICHAEL PUTTHOFF	3128 WOOLPER ROAD, BURL	586-6994	FORMER COACH/PARENT
MARK HADDOX	6643 FAIRWAYS DRIVE, FLO	743-8306	COACH/TEACHER
KATIE SAUNDERS	7392 IRONWOOD WAY, BURL	776-4549	COACH/TEACHER
TOM STELLMAN	2009 WESTBOROUGH, HEBRON	534-5740	AD/COACH/PARENT/TEACHER

Scheduled a minimum of three meetings during the 2008-2009 school year on the following dates:

LISTED ON REVERSE SIDE

Designated the following person(s) as the Title IX coordinator for the school:


Name	Title	Address	Phone
TOM STELLMAN	ATHLETIC DIRECTOR	2009 WESTBOROUGH, HEB	534-5740



Designated the following person(s) as the Title IX coordinator for the district:

Name	Title	Address	Phone
KATHY REUTMAN	DIR/STUDENT SERVICES	8330 US 42, FLORENCE	283-1003

School personnel are continuing to make periodic reviews of the boys' and girls' athletics program reflected in the Corrective Action Plan.

In addition to the above information, the above referenced school maintains a complete permanent file relative to Title IX records including copies of the self-assessment audit, all corrective action plans, and other related materials.


 Principal's Signature 3 - 20 2009
 Date

 
 Superintendent Signature School Board Chairpersons' Signature
 (Send original copy to KHSAA - Maintain duplicate in Title IX school folder)

2008-2009
ACCOMMODATION OF INTERESTS AND ABILITIES
SUMMARY PROGRAM CHART 1

KHSAA
 Form T1
 Rev.12/08

Participation Opportunities Test One

		(Column 1)	(Column 2)	(Column 3)	(Column 4)
	Program	Enrollment	Percentage of Total Enrollment	Number of Interscholastic Participants (double and triple count)	Percentage of Total Participation
Row 1	GIRLS	621	49%	180	37.8%
Row 2	BOYS	644	51%	295	62.2%
Row 3	Totals	1265	100%	475	100%

Instructions:

*Number of 8th grade students & below used in Column 3 and Column 4 calculations: 49
 8th graders

- 1) Determine the total number of girls enrolled, (place in Row 1, Column 1). Determine the total number of boys enrolled, (place in Row 2, Column 1).
- 2) Add the total number of girls and boys enrolled to determine total enrollment, (place in Row 3, Column 1).
- 3) Calculate the percentage of total enrollment that is female. (Divide Row 1, Column 1 by Row 3, Column 1 and place in Row 1, Column 2.) Calculate the percentage of total enrollment that is male. (Divide Row 2, Column 1 by Row 3, Column 1 and place in Row 2, Column 2.) Note: Row 1, Column 2 plus Row 2, Column 2 should total 100%.
- 4) Ask coaches to confirm the names of those individuals who are on the team as of the first **date of regular season competition**, and cross out the names of those who were cut from the team or quit the team prior to the first regular season competitive event. Determine the total number of interscholastic athletics participants that are girls, (and place in Row 1, Column 3). In order to determine the total number of athletics participants, an individual should be counted each time he or she participates on a team. For example, if Jane Doe competes on the varsity volleyball team, the junior varsity volleyball team, the junior varsity basketball team, and the varsity softball team, she should be counted as four participants (**do not include club or intramural sports participants, cheerleaders, dance teams, or pom squads**). Calculate the same way for boys and girls. * In addition, should 8th grade students and below play on a Freshman, Junior Varsity, or Varsity team, they should also be counted for each team and sport on which they participate. If applicable, please asterisk in the above notation as to how many 8th grade students & below are included in the totals.
 Using the same procedure, determine the total number of interscholastic athletic participants that are boys, (and place in Row 2, Column 3). Add Row 1, Column 3 plus Row 2, Column 3 to get total participants and place in Row 3, Column 3.
- 5) Calculate the percentage of female participation. (Row 1, Column 3 divided by Row 3, Column 3 and place in Row 1, Column 4.) Calculate the percentage of male participation. (Row 2, Column 3 divided by Row 3, Column 3 and place in Row 2, Column 4.) Note: Row 1, Column 4 plus Row 2, Column 4 should total 100%.

Note: While being within three percent is not a formal compliance standard; if the percent listed in Row 1, Column 4 is within 3% of Row 1, Column 2, then it provides a good target within which compliance is likely.

Principal's Signature: _____

Date: 3-20-09

Copyright 1999, Good Sports, Inc., Title IX and Gender Equity Specialists. All rights reserved.

2008-2009
ACCOMMODATION OF INTERESTS AND ABILITIES
SUMMARY PROGRAM CHART T-2

KHSAA
 Form T2
 Rev. 12/08

Participation Opportunities Test Two

		Column 1	Column 2	Column 3	Column 4	Column 5
Program		Number of Teams Currently Offered	Number of Participants	Number of Teams Added Since the beginning of the 2004-2005 School Year	Number of participants for the 2008-09 school year who are playing on teams added since the 2004-05 school year	Percent of Total Participation By Sex Added Since the beginning of the 2004-2005 School Year
GIRLS	Row 1	varsity:	9	103	0	0
	Row 2	j.v.:	9	59	0	0
	Row 3	frosh:	2	18	0	0
	Row 4	total:	20	180	0	0
BOYS	Row 5	varsity:	10	161	0	0
	Row 6	j.v.:	10	93	0	0
	Row 7	frosh:	2	41	0	0
	Row 8	total:	22	295	0	0

- 1) For Column 1, list the number of interscholastic teams offered for girls and boys at each competitive level (varsity, junior varsity, and freshman). For girls, total each of the entries in Rows 1, 2, and 3 into Row 4. For boys, total Rows 5, 6, and 7 into Row 8.
- 2) For Column 2, list the number of participants at each level. For girls, total each of the entries in Rows 1, 2, and 3 into Row 4. For boys, total Rows 5, 6, and 7 into Row 8. **Note:** The totals in Row 4 for girls and in Row 8 for boys must be the same as the totals in Form T-1, Column 3, Rows 1 and 2 respectively.
- 3) For Column 3, list the number of interscholastic teams that have been added in the last five years at each competitive level. Count each team added during the 5 year period only one time. e.g. Girl's junior varsity soccer was added 3 years ago, count the team only once, not 3 times. For girls, total the entries in Rows 1, 2, and 3 into Row 4. For boys, total Rows 5, 6, and 7 into Row 8.
- 4) For Column 4, list the number of participants that are **currently** on each level of the teams that were added in the last five years. If a team was added previously but no longer exists, there are no current participants to be added for that team. For girls, total the entries in Rows 1, 2, and 3 into Row 4. For boys, total Rows 5, 6, and 7 into Row 8.
- 5) For Column 5, calculate the percentage of participants that have been added in the last five years. For girls, take the number in Column 4, Row 4 and divide by the number in Column 2, Row 4. For boys, take the number in Column 4, Row 8 and divide it by the number in Column 2, Row 8.

Note: If the percentage of current participants added in the last five years is 25% or greater, compliance with Test Two may be possible. If less than 25%, then compliance with Test Three should be analyzed. **CAUTION:** 25% is not a formal compliance standard.

Principal's Signature: _____

Date: _____

3-20-09

2008-2009
ACCOMMODATION OF INTERESTS AND ABILITIES
SUMMARY PROGRAM CHART T-3

KHSAA
 Form T3
 Rev. 12/08

Participation Opportunities Test Three

FOR ANY QUESTION ANSWERED "YES" IDENTIFY THE RESPECTIVE SPORT(S).

	GIRLS (Yes / No)		BOYS (Yes / No)
1. For a sport <u>not</u> currently offered in your interscholastic athletics program, is there sufficient interest to form a viable interscholastic team based on participation on an <u>intramural team</u> . <i>Gymnastics 21</i>	<i>YES</i>		<i>YES</i> <i>CRICROSSE 28</i>
2. For a sport <u>not</u> currently offered, is there sufficient interest, based on the responses to your most recent Student Interest Survey, to form a viable <u>interscholastic team</u> for a sport not currently offered. If yes, what sport?	<i>NO</i>		<i>NO</i>
3. For a sport currently offered at the junior varsity or freshman level is there sufficient interest, based on your most recent Student Interest Survey, to form a <u>varsity team</u> not currently offered?	<i>NO</i>		<i>NO</i>
4. For a sport currently offered at the varsity level only, is there sufficient interest, based on your most recent Student Interest Survey, to form a viable team for a <u>junior varsity or freshman team</u> that is not currently offered?	<i>NO</i>		<i>NO</i>
5. If you answered YES to question (1), (2), (3), or (4), are there enough high schools in the geographic area offering the sport (at the appropriate level) to allow for the development of a reasonable schedule of competition?	<i>NO</i> <i>NO ONE HAS</i> <i>Gymnastics</i>		<i>NO</i> <i>NO ONE</i> <i>HAS</i> <i>CRICROSSE</i>

Plans to Address Interest:

Principal's Signature : _____

Date: _____

3-20-09



2008-2009
ACCOMODATION OF INTERESTS AND ABILITIES
SUMMARY PROGRAM CHART T-4

KHSAA
 Form T4
 F-Forms/T4
 Rev. 12/08

Levels of Competition Test One

		Column 1	Column 2	Column 3
Girls	Team Levels	Number of Teams Currently Offered	Number of Participants	Percentage of Participants at Each Level
Row 1	varsity:	9	103	57.2
Row 2	j.v.:	9	59	32.7
Row 3	frosh:	2	18	10.1
Row 4	total:		180	100%
Boys				
Row 5	varsity:	10	161	54.6
Row 6	j.v.:	10	93	31.5
Row 7	frosh:	2	41	13.9
Row 8	total:		295	100%

- 1) Column 1, list the number of interscholastic teams offered for girls and boys at each competitive level; varsity, junior varsity, and freshman. (Refer to Form T-2, Accommodation of Interests and Abilities, Summary Program Chart 2, Column 1.)
- 2) For Column 2, list the number of participants at each level. For girls, total the entries in Rows 1, 2, and 3 into Row 4. For boys, total the entries in Rows 5, 6, and 7 into Row 8. (Refer to Form T-2, Accommodation of Interests and Abilities, Summary Program Chart 2, Column 2.)
- 3) For Column 3, calculate the percentage of female and male participants at each level.
 For girls' varsity, junior varsity, and frosh, respectively:
 Divide Column 2, Row 1 by Column 2, Row 4, and place the percentage in Column 3, Row 1
 Divide Column 2, Row 2 by Column 2, Row 4, and place the percentage in Column 3, Row 2.
 Divide Column 2, Row 3 by Column 2, Row 4, and place the percentage in Column 3, Row 3.

 For boys' varsity, junior varsity, and frosh, respectively:
 Divide Column 2, Row 5 by Column 2, Row 8, and place the percentage in Column 3, Row 5.
 Divide Column 2, Row 6 by Column 2, Row 8, and place the percentage in Column 3, Row 6.
 Divide Column 2, Row 7 by Column 2, Row 8, and place the percentage in Column 3, Row 7.

Principal's Signature: _____

Date: 3-20-09

2008-2009 KHSAA TITLE IX ATHLETICS AUDIT

KHSAA
Form T41
Rev. 12/08


Checklist - Overall Interscholastic Athletics Program

DIRECTIONS:

For the Areas of Compliance (Opportunities and Benefits) listed on the left hand side of the page, place a checkmark under the appropriate column identifying whether your school provided an advantage to the Girls' Program, or to the Boys' Program or to Neither Program. A review of T-35 and T-36 spending patterns might be helpful in completing this form.

Areas of Compliance:	ADVANTAGE TO:		
	GIRLS' PROGRAM	BOYS' PROGRAM	NEITHER PROGRAM
OPPORTUNITIES			
Accommodation of Interest and Abilities			
BENEFITS			
Equipment and Supplies			✓
Scheduling of Games and Practice Time	Girls 9 Prime Boys 5 Prime		
Travel and Per Diem Allowances	SB - 30 MILES GBS - 4 MILES STATE 20 MILES ✓		
Coaching → Pay Equal All For MATCHING SPORTS			✓
Locker Rooms, Practice and Competitive Facilities	Girls Locker -rooms & field better ✓		
Medical and Training Facilities and Services			✓
Publicity			✓
Support Services			✓
Athletic Scholarships			NONE
Tutoring			NONE
Any meals provided for home			NONE

If an advantage is shown, corrective action should be shown on T-60 (Corrective Action Plan)

Principal's Signature:  Date: 3-20-09

2008-2009
ACTUAL EXPENDITURES - PROGRAM COMPARISON CHART 1
TO INCLUDE BOOSTER CLUB FUNDING

	equipment and supplies			travel			awards			coaches' salaries (to include supplemental and extended employment; dollar amount required)			facilities improvements			publications (if sport-specific)			
	Expenditures			Expenditures			Expenditures			Expenditures			Expenditures			Expenditures			
	School	Booster		School	Booster		School	Booster		School	Booster		School	Booster		School	Booster		
G basketball	14,600	2600	8500	250	—	—	16,100	4/3	—	—	—	—	—	—	—	—	—	—	41,950
B basketball	15,650	500	1500	250	—	—	16,100	4/3	—	—	—	—	—	—	—	—	—	—	44,800
G softball	29,650	1000	3500	250	—	—	8100	2/2	1100	1200	—	—	—	—	—	—	—	—	6615
B baseball	18,500	1000	0	250	—	—	8100	2/2	950	1200	—	—	—	—	—	—	—	—	5825
G cross country	1115	1300	1300	200	—	—	2700	2/3	—	—	—	—	—	—	—	—	—	—	14,130
B cross country	1115	1300	1300	200	—	—	2700	2/3	—	—	—	—	—	—	—	—	—	—	5110
G golf	3150	—	—	175	—	—	2500	2/2	—	—	—	—	—	—	—	—	—	—	118,43
B golf	4120	—	—	175	—	—	2500	1/2	—	—	—	—	—	—	—	—	—	—	PG1
G soccer	5380	2000	—	250	—	—	7300	2/2	1000	—	—	—	—	—	—	—	—	—	Sub Total
B soccer	5460	1500	—	250	—	—	7300	2/2	1000	—	—	—	—	—	—	—	—	—	118,43
G swimming	1610	800	200	200	—	—	2300	2/2	—	—	—	—	—	—	—	—	—	—	6165
B swimming	1610	800	200	200	—	—	2300	2/2	—	—	—	—	—	—	—	—	—	—	6165

1. Total expenditures on T-35 and T-36 on the 2008-2009 year report due by April 15, 2009, should reflect the total monies spent (rounded off to nearest dollar) for the entire school year of 2007-2008 ending June 30, 2008.

2. Booster Club Funding/Contributions must be included in the above expenditures total. (Note: It is illegal for coaches to be paid by Booster Clubs - Reference KHSAA Bylaw-27)

Principal's Signature: _____

Date: 3-20-09

2008-2009
ACTUAL EXPENDITURES - PROGRAM COMPARISON CHART 2
TO INCLUDE BOOSTER CLUB FUNDING

	equipment and supplies		travel		awards		coaches' salaries (to include supplemental and extended employment; dollar amount required)			facilities improvements		publications (if sport-specific)	
	Expenditures		Expenditures		Expenditures		Expenditures			Expenditures		Expenditures	
	School	Booster	School	Booster	School	Booster	School	# of Coaches for all levels / # of Teams for all levels	School	Booster	School	Booster	School
G track	5700	1300	700	—	200	—	4600	2/3	1650	—	—	—	—
B track	5700	1300	700	—	200	—	4600	2/3	1650	—	—	—	—
G tennis	1850	500	—	—	200	—	2500	1/2	—	—	—	—	—
B tennis	460	100	—	—	200	—	2500	1/2	—	—	—	—	—
G volleyball	18,900	500	1500	—	250	—	9200	2/2	1000	—	—	—	—
B wrestling	6550	700	1200	—	200	—	11,500	3/3	—	—	—	—	—
G (list sport)													
B football	34,600	1200	300	—	250	—	32,000	8/3	—	—	—	—	—
G (list sport)													
B (list sport)													

14,150
5050
31350

Pg. 2
Girls
Sub
450,550

1. Total expenditures on T-35 and T-36 on the 2008-2009 year report due by April 15, 2009, should reflect the total monies spent (rounded off to nearest dollar) for the entire school year of 2007-2008 ending June 30, 2008.
2. Booster Club Funding/Contributions must be included in the above expenditures totals.
Indicate percentage of total expenditures for each gender: (If disparities are obvious, list on your Corrective Action Plan (T-60) what action you will take to correct the problem).

Gender	Expenditures	Percentage
Boys	\$ 205,825	54.9%
Girls	\$ 168,980	45.1%
Total:	\$ 374,805	100%

Principal's Signature: _____ Date: 3-20-09

2008-2009
TITLE IX

CORRECTIVE ACTION PLAN

SCHOOL NAME

Counsel

DIRECTIONS:

1. For Column 1, indicate the intended area (Opportunities or Benefits) which needs corrective action in order to achieve gender equity. For Column 2, write the suggested change or activities that will correct the area in need of alteration. For Column 3, include the estimated completion date for the changes or activities.
2. It is possible to attain compliance with Title IX and no longer need "corrective" action. However, the KHSAA strongly encourages compliant schools to identify items for improvement (Column 1), activities to accomplish the improvement (Column 2) and a timetable for completion (Column 3) that will strengthen the athletic program.
3. You may copy this form as needed. Please attach corrective action plans along with audit forms and submit by April 15, 2009.

COLUMN 1	COLUMN 2	COLUMN 3
ITEM FOR CORRECTION/ IMPROVEMENT	SUGGESTED CHANGE/ ACTIVITIES	SCHOOL YEAR, COMPLETION DATE OF CORRECTION FOR PROJECT
① Boys Lockerroom used by 100's of Boys	New lockers installed to replace 35 yr. old lockers	Done by 4-20-09
② Equal Benches for All Sports	Put up new Benches by May -09	Will be done May 1-09.
③ Rejuvenate Weight Room Clean & Sanitize	Clean & fix WGT. Room for All Sports & Sanitize	May 30-09
④ Redo All outside fields FB, SB, BB and Practice fields	Recreate, seed & Fertilize	April 16-09
⑤ Redo the Track Around the Stadium	Asphalt, Re-rubberize & Line & Paint it	Hopefully by March of 2010

Principal's Signature: _____

Date: _____

3-20-09



**2008-2009 INTERSCHOLASTIC
ATHLETICS SURVEY**
Summary of Student Responses

KHSAA
Form T63
Rev.12/08

School Name: Conner High School

Enrollment
(9-12 Grade): 1265 (SHOULD AGREE WITH FORM T-1, COLUMN 1, ROW 3)

Number of 9-11 Grade Students Surveyed: 810 - Based on chorus missed per survey day.

Number of 8th Grade Students Surveyed: 121

Date: _____

Completed By: Tom Stellman, Sarah O'Quinn, Kelsey Stellman
All Teachers at Conner H.S.

Instructions:

1. Summarize the Student Athletics Interest Surveys Form T-61 by listing the total number of responses on the line next to each sport.
2. Under the Other Category please provide a listing of the sports as well as the number of students who are interested in participating.
3. Please sign and date this Summary Form (T-63) and mail this Summary Form only to the KHSAA by April 15, 2008. Do not mail the student surveys (Form T-61). However, these Forms should be maintained in your files in the event they are requested subsequently.

931 Number of Surveys
850 Total Returned (A minimum of 80% return is expected)
8-11 Grades Surveyed (Should be grades 9-11 and 8th grade if school has a feeder system)

How Was The Survey Administered? By Classroom with use of Television Channel one
(e.g. was it given in all English classes, or all home rooms, or advisee/advisor?) To explain each part of the survey: Time 10:40 AM on March 10, 2009

KHSAA Sanctioned Fall Sports (List Total Number of Participation Responses)

9 Cross Country (Girls)
10 Cross Country (Boys)
76 Football (Boys)
15 Golf (Girls)
18 Golf (Boys)
17 Soccer (Girls)
19 Soccer (Boys)
16 Volleyball (Girls)

Winter Sport (List Total Number of Participation Responses)

- 15 Basketball (Girls)
- 45 Basketball (Boys)
- 8 Indoor Track (Girls)
- 17 Indoor Track (Boys)
- 15 Swimming & Diving (Girls)
- 6 Swimming & Diving (Boys)
- 14 Wrestling (Boys)

Spring Sport (List Total Number of Participation Responses)

- 62 Baseball (Boys)
- 14 Fast Pitch Softball (Girls)
- 30 Tennis (Girls)
- 19 Tennis (Boys)
- 11 Track (Girls)
- 23 Track (Boys)

Non-KHSAA Championship Sports (From Student Survey T-61 Question 10)

- Archery
- 8 Field Hockey
- 30 Bowling - we have Boys & Girls Bowling Teams.
- 13 Gymnastics (Boys)
- 21 Gymnastics (Girls)
- 61 Ice Hockey
- 28 Lacrosse (Boys)
- 9 Lacrosse (Girls)
- Rifle
- Rodeo
- 8 Slow Pitch Softball
- 7 Volleyball (Boys)
- Water Polo
- 75 Weightlifting - WE HAVE A GREAT WGT. PROGRAM AFTER SCHOOL FOR ALL SPORTS.

Number of Students who participate in Intramural Sports

(From Student Survey T-61 Question 5) WE HAVE NO INTRAMURAL PROGRAMS. IN PAST WE HAD Volleyball For Boys & Girls & BASKETBALL.

<u>Sport</u>	<u>Number</u>

List Intramural Sports students are interested in adding:

(From Student Survey T-61 Question 6)

<u>Sport</u>	<u>Number</u>
Bowling	30 - we have it.
Gymnastics	21
Boys Ice Hockey	61
Boys Lacrosse	28

Participation in Non-School Sports Activities

(From Student Survey T-61 Question 7)

<u>Sport</u>	<u>Number</u>
Soccer	30
Snowboarding	24
Skis	22
Skiing	10
Ping Pong	9
Pool	7
Hockey	5
Martial Arts	3

Reasons for not participating in interscholastic athletics

(From Survey Question 8)

- 8 I prefer other activities such as band, chorus, etc.
- 48 I don't have time
- The practice schedules and game times are
- 17 inconvenient
- 24 The sport I like isn't offered
- 4 It's too expensive
- 11 I prefer to participate in club or intramural sports
- 58 Working
- 11 Other:

Student Suggestions to encourage participation

1. More School Spirit - Better pep rallies.
2. Better Coaching
3. Get Turf Fields
4. Get Extreme Sports
5. Make All Sports Free



Principal's Signature

Date 3-20-09

TITLE IX COMMITTEE MEETING MINUTES

MEMBERS: KELSEY STELLMAN, SARAH OSUNA, MICHAEL PUTTHOFF, KATIE SAUNDERS, MARK HADDOX, TOM STELLMAN (all present for all meetings)

December 9, 2008

- 1 – Reviewed Title IX history and why we do it; how it works
- 2 – Looked at last year's report; answered all questions
- 3 – Passed out survey, explained, set date to administer
- 4 – Set date for next meeting

February 10, 2009 2:30-3:30 pm

- 1 – Copied all surveys to be distributed to students
- 2 – Explained use of television to direct students in completion of survey
- 3 – Discussed survey; will include grades 8-11, teachers will administer survey, and Kelsey Stellman and Sarah Osuna will collect and tally all sheets
- 4 – Discussed facilities and concerns regarding facilities; track is in disrepair; time to resurface and repair broken items; work is needed on all athletic fields is needed to make them safer
- 5 – Set date for next meeting

March 17, 2009 2:30-3:45 pm

- 1 – Reviewed the completed and tallied surveys; covered what students are interested in and what we can do to accommodate
- 2 – Filled out all paperwork and explained the results. Asked for ideas on getting more girls involved in sports; we are still below percentage
- 3 – Had all members sign off on all sheets and checked that they have read the report
- 4 – Thanked all for their work, and invited each to be a committee member next year.
- 5 – March 21 is deadline for Title IX report to be sent to the Board of Education